



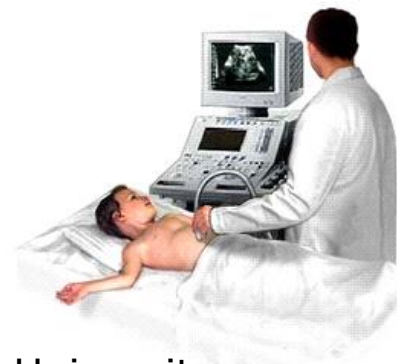
Basic Abdominal Ultrasound Training Course Schedule

**Mansoura University
Specialized Medical Hospital (SMH)
In collaboration with Radiology Department
Presents**

**Basic Abdominal Ultrasound Training Course
18th, 20th and 22nd May, 2013**

The course is certified from:

- 1 SMH.
- 2 Dakahlia Medical Syndicate.



Venue

Specialized Medical Hospital, Mansoura University
(1st Floor, Main Lecture Hall).

Registration form:

Pre-registration is mandatory for this workshop as limited seats are available.

Registration sites:

- 1- Specialized Medical Hospital, Mansoura University.
- 2- Dakahlia Medical Syndicate.

Registration Fee:

400 EGP covers the workshop material, lunch & coffee breaks.

Course highlights

The course shed light on:

1-Technique of abdominal ultrasound scanning.
2- Normal sonographic anatomy **and** Common pathology of:

- Liver
- G.B.
- Biliary tree
- Spleen
- Pancreas
- Kidneys
- Suprarenal glands
- Peritoneal cavity and
- Major vessels.

The course will provide a good base for US practicing, widening the scope of knowledge.

N.B: **Doppler US** is not included.

Target audience:

G.P., specialist doctors interested in US, junior radiologist.

Instructors:

1.Prof. Dr.: Magda shady:

- Head of Radiology Department.
- Professor of Diagnostic Radiology.

2.Prof. Dr.: Jehan Mazroa

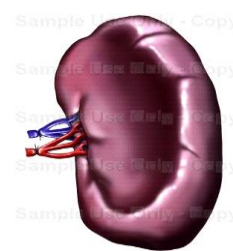
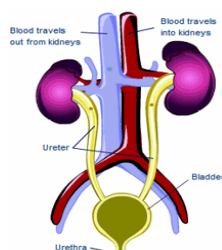
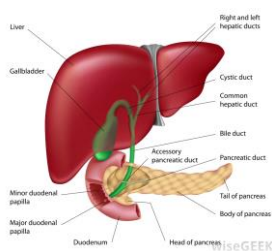
- Supervisor of Radiology Department in SMH.
- Professor of Diagnostic Radiology.

The Program

1st day: Saturday 18th May/2013

(at main lectures hall in SMH)

| | |
|-------------|---|
| 09.00–10:15 | Registration. |
| 10:15–10:30 | Welcome speech |
| 10:30–10:45 | Introduction to US <i>Prof. Jehan Mazroa</i> |
| 10:45–11:15 | US anatomy & pathology of liver <i>Prof. Jehan Mazroa</i> |
| 11:15–11:30 | US anatomy & pathology of spleen <i>Dr. Nehal Tharwat</i> |
| 11:30–12:30 | <i>Coffee break & prayer.</i> |
| 12:30–13:00 | US anatomy & pathology of G.B. & biliary tree. <i>Prof. Jehan Mazroa</i> |
| 13:00–13:30 | <i>Case presentation</i> <i>Prof. Jehan Mazroa</i> |
| 13:30–14:00 | <i>Lunch</i> |



2nd day: Monday 20th May/2013

(at main lectures hall in SMH)

10:30-10:45 US anatomy & pathology of **pancreas**
Prof. Jehan Mazroa

10:45-11:00 US anatomy & pathology of **kidneys**
Dr. Nehal Tharwat

11:00-11:30 US anatomy & pathology of **suprarenal glands, peritoneal cavity & major vessels**
Prof. Jehan Mazroa

11:30-12:30 **Coffee break & prayer**

12:30-13:00 ***Case presentation***
Prof. Jehan Mazroa

13:00-13:30 **Lunch**

3rd day: Wednesday 22nd May/2013

(at Radiology Department in SMH)

10:00-11:00 group A

11:00-12:00 group B

12:00-12:30 *Coffee break & prayer.*

12:30-13:00 **Ending ceremony & certificate.**

The trainee doctors will be divided into 2 groups: A & B arranged alphabetically, each group will include 20 doctors. List of names will be available at the Main Lectures Hall.

With our best wishes.....